


KIDS AREA



DATASHEET

PAVIGYM
THE BASIS OF FITNESS



The integrated markings on the flooring offer an educational & interactive play area for kids



		TILES 60 x 60	TILES 120 x 120
Thickness		11,50 mm	11,50 mm
Dimensions		60x60 cm	120x120 cm
Weight		0,80 kg	3,20 kg
Density	UNE 53526	200 kg/m ³	200 kg/m ³
Hardness	DIN 53505	40° Shore A	40° Shore A
Water absorption	ASTM D570	0%	0%
Coeff. lineal dilatation	0° -40°C	2,5*10 ⁻⁴ C ⁻¹	2,5*10 ⁻⁴ C ⁻¹
HIC 1000	EN 1177	30 cm	30 cm
Fire reaction	EN 13501-1	Efl (Op. Cfl)	Efl (Op. Cfl)

* Made of PAVIPLAY MULTI. Markings have been developed in cooperation with an occupational therapist expert.



	Dimensions	Weight
FEET & HANDS	1,2 x 1,2 m	3,20 kg
SIGNALS	2,4 x 1,2 m	6,40 kg
NINE MEN'S MORRIS	1,2 x 1,2 m	3,20 kg
LUDO	2,4 x 2,4 m	12,80 kg
JUMP & NUMBERS	2,4 x 1,2 m	6,40 kg




COLOURS

*The appearance and color of these pictures may differ slightly from the final product.



PAVIPLAY GRAINED BLUE



PAVIPLAY GRAINED GREY



PAVIPLAY GRAINED YELLOW




PAVIPLAY GRAINED RED



PAVIPLAY GRAINED GREEN

FLOOR MARKINGS




FEET & HANDS




SIGNALS



NINE MEN'S MORRIS



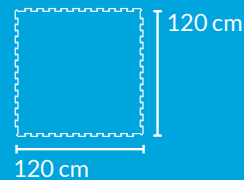
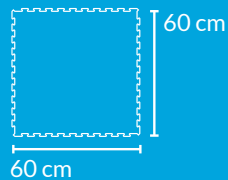
LUDO



JUMP & NUMBERS



INTERLOCKING SYSTEM



TILE:
60x60
THICKNESS
11,50 mm



TILE:
120x120
THICKNESS
11,50 mm



KIDS AREA



KIDS AREA



DATASHEET



Flooring specifically designed to provide daily protection, safety & comfort for our children during playtime.




		TILES 50 x 50			TILES 100 x 100	
Thickness		15 mm	20 mm	30 mm	20 mm	30 mm
Dimensions		50x50 cm	50x50 cm	50x50 cm	100x100 cm	100x100 cm
Weight		0,40 kg	0,55 kg	0,80 kg	2,2 kg	3,3 kg
Density	UNE 53526	110kg/m ³	110kg/m ³	110kg/m ³	110kg/m ³	110kg/m ³
Hardness	DIN 53505	25° Shore A	25° Shore A	25° Shore A	25° Shore A	25° Shore A
Water absorption	ASTMD570	0%	0%	0%	0%	0%
Coeff. lineal dilatation	0° -40°C	4*10 ⁻⁴ C ⁻¹	4*10 ⁻⁴ C ⁻¹	4*10 ⁻⁴ C ⁻¹	4*10 ⁻⁴ C ⁻¹	4*10 ⁻⁴ C ⁻¹
HIC 1000	EN 1177	30 cm	76 cm	110 cm	76 cm	110 cm
Fire reaction	EN 13501-1	Efl (Op. Cfl)	Efl (Op. Cfl)	Efl (Op. Cfl)	Efl (Op. Cfl)	Efl (Op. Cfl)



COLOURS



PAVIPLAY **BLUE**



PAVIPLAY **RED**



PAVIPLAY **YELLOW**



PAVIPLAY **GREEN**



	WALL PROTECTION	MATS & BUM MATS	
Thickness	10 mm	10 mm	15 mm
Dimensions	150x100 cm	50x100 cm	36x26 cm
Weight	1,65 kg	0,55 kg	0,14 kg
Density	110kg/m ³	110kg/m ³	110kg/m ³
Hardness	25° Shore A	25° Shore A	25° Shore A
Water absorption	0%	0%	0%
Coeff. lineal dilatation	4*10 ⁻⁴ C ⁻¹	4*10 ⁻⁴ C ⁻¹	4*10 ⁻⁴ C ⁻¹
Fire reaction	Efl (Op. Cfl)	Efl (Op. Cfl)	Efl (Op. Cfl)




TILE 50 x 50	
Thickness	40 mm
Dimensions	50x50 cm
Weight	6,40 kg
Density	110kg/m ³ 1070kg/m ³



PAVIPLAY **RED**



PAVIPLAY **BLACK**

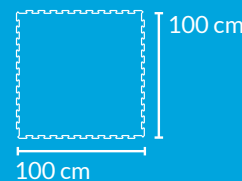
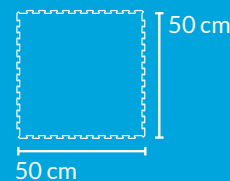


PAVIPLAY **GREEN**

**The appearance and color of these pictures may differ slightly from the final product.*



INTERLOCKING SYSTEM



TILES:
50x50
THICKNESS
15 mm



TILES:
50x50
100x100
THICKNESS:
20 mm



TILES:
50x50
100x100
THICKNESS:
30 mm



KIDS AREA

